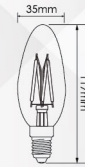




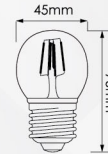
4W LED Candle

MODEL	WATT	CCT	LUMENS	CRI
LFCC35E14D-4W-WW	4W	2700K	450lm	>80
LFCC35E14D-4W-CW	4W	4000K	500lm	>80



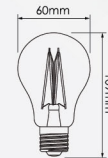
4W LED G45 Bulb

MODEL	WATT	CCT	LUMENS	CRI
LFCG45E14D-4W-WW	4W	2700K	450lm	>80
LFCG45E27D-4W-WW	4W	2700K	450lm	>80
LFCG45B15D-4W-WW	4W	2700K	450lm	>80



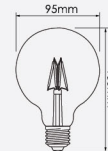
6W LED GLS A60

MODEL	WATT	CCT	LUMENS	CRI
LFCA60E27D-6W-WW	6W	2700K	580lm	>80
LFCA60B22D-6W-WW	6W	2700K	580lm	>80



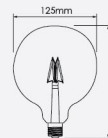
6W LED Sphere G95

MODEL	WATT	CCT	LUMENS	CRI
LFCG95E27D-6W-WW	6W	2700K	580lm	>80
LFCG95B22D-6W-WW	6W	2700K	580lm	>80



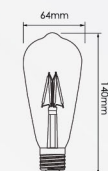
6W LED Sphere G125

MODEL	WATT	CCT	LUMENS	CRI
LFCG125E27D-6W-WW	6W	2700K	580lm	>80
LFCG125B22D-6W-WW	6W	2700K	580lm	>80

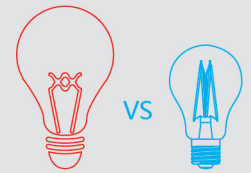


6W LED Pear P64

MODEL	WATT	CCT	LUMENS	CRI
LFCP64E27D-6W-WW	6W	2700K	580lm	>80
LFCP64B22D-6W-WW	6W	2700K	580lm	>80



LED Lite Filament Bulb Series



Incandescent 30W 40W vs LED 4W 6W

- 4/6W
- 240V
- 20,000 Hours
- Dimmable
- E27/B22 E14/B15
- 320°
- CE
- RoHS Compliant
- FC
- SAFE EASY TO USE
- NO UV/IR
- UP TO 85% ENERGY SAVINGS
- Recycling symbol

PACKING

Candle/G45/A60: 48pcs/ctn
G95 / P64: 24pcs/ctn
G125: 12pcs/ctn